

Storage Choke, flat design

**Description**

- Storage choke
- THT-terminals
- Inductor horizontally positioned in housing
- Constant inductance at high alternating field modulation and large DC magnetization
- Reduced magnetic reversal
- SMD version on request

Standards

- EN 60938

Applications

- Storage of energy in switched power supplies
- Switch-mode
- Chopper amplifiers
- DC drives and stepper motor controls

References

[General Product Information](#)

Weblinks

[Approvals](#), [RoHS](#), [CHINA-RoHS](#), [e-Store](#), [SCHURTER-Stock-Check](#), [Distributor-Stock-Check](#)

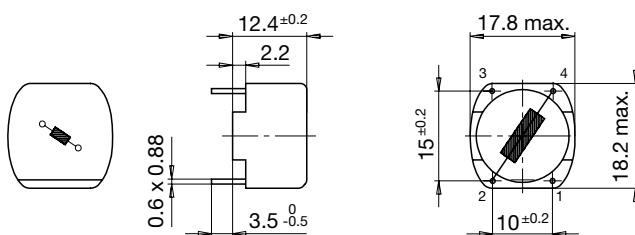
Technical Data

Rated Voltage	up to 600 VDC
Rated Current	0.4 - 6.3A @ Ta 70 °C
Rated inductance	0.011 - 3.7 mH, Tol. ±15%
Power Operating Frequency	up to 1 MHz
Terminal technic	THT
Weight	7 - 18g
Material: Housing	UL 94V-0
Sealing Compound	UL 94V-0

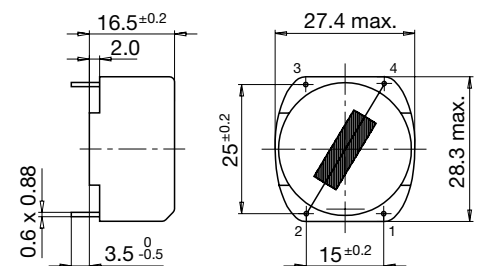
Isolation Voltage	2 kV eff., winding to ambient
Climatic Category	40/125/21 acc. to IEC 60068-1
Allowable Operation Temp.	-40 °C to 125 °C

Dimensions

Case 04-1

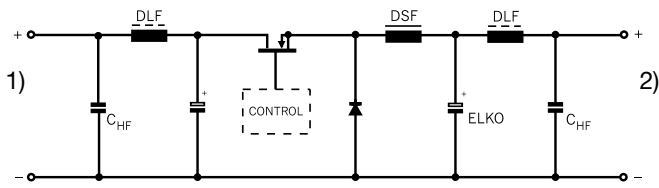


Case 15-1



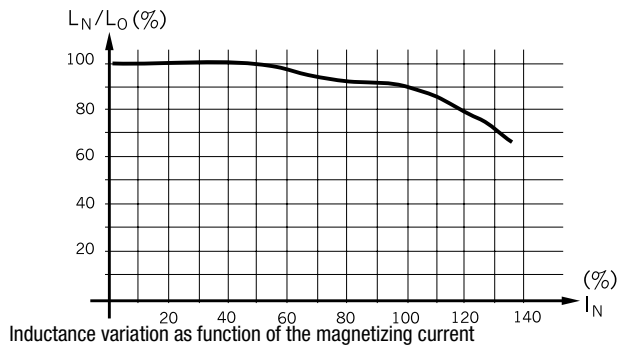
Diagrams

Application in DC-DC Converter



- 1) DC-Input unregulated
- 2) DC-Output regulated

Derating Curves



Variants

[Distributor-Stock-Check](#) | [SCHURTER-Stock-Check](#) | [e-Store](#)

I_n [A]	L_n [mH]	R_{cu} [mΩ]	f_{RES} [MHz]	Weight [g]	Case	Packing unit [pcs.]	Order Number
0.4	1.1	700	-	7	04-1	45	DSF-18-0001
0.6	0.5	360	2.5	7	04-1	45	DSF-18-0002
1.2	0.125	90	6.5	7	04-1	45	DSF-18-0003
2	0.045	32	12	7	04-1	45	DSF-18-0005
4	0.011	8	32	7	04-1	45	DSF-18-0006
0.45	3.7	1900	0.6	18	15-1	40	DSF-28-0001
0.63	1.8	900	1	18	15-1	40	DSF-28-0002
1	0.75	360	1.8	18	15-1	40	DSF-28-0003
1.4	0.38	160	-	18	15-1	40	DSF-28-0004
1.8	0.23	125	3.5	18	15-1	40	DSF-28-0005
3.15	0.075	45	7	18	15-1	40	DSF-28-0006
4.5	0.037	20	10	18	15-1	40	DSF-28-0007
6.3	0.018	10	18	18	15-1	40	DSF-28-0008